

DNB Trade Academy

CFDs:

Quick-start Guide Part 1 – Getting started

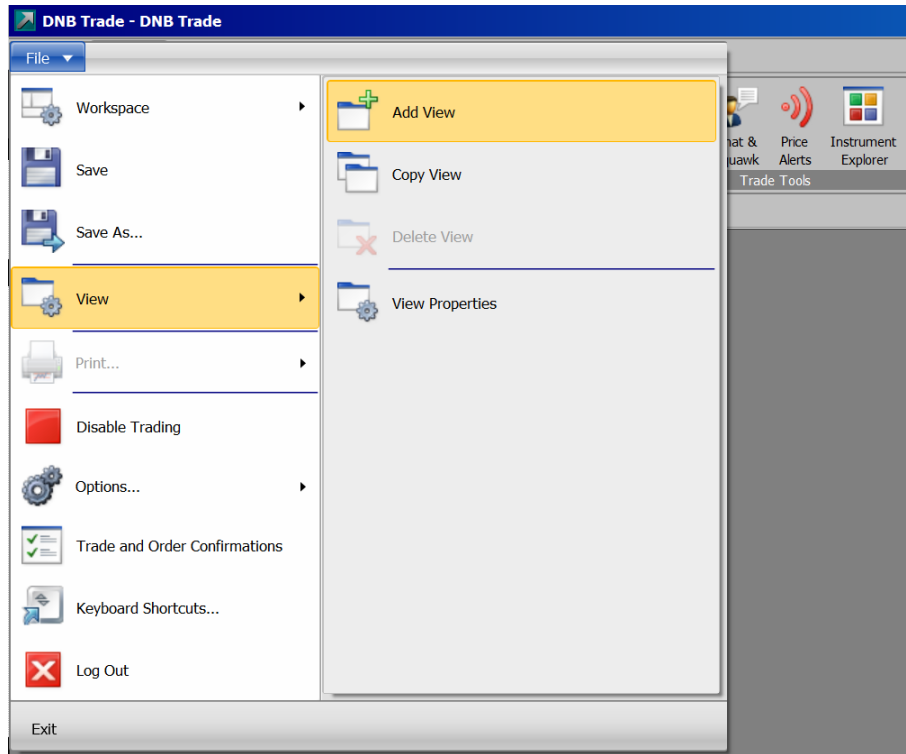
DNB

CFD

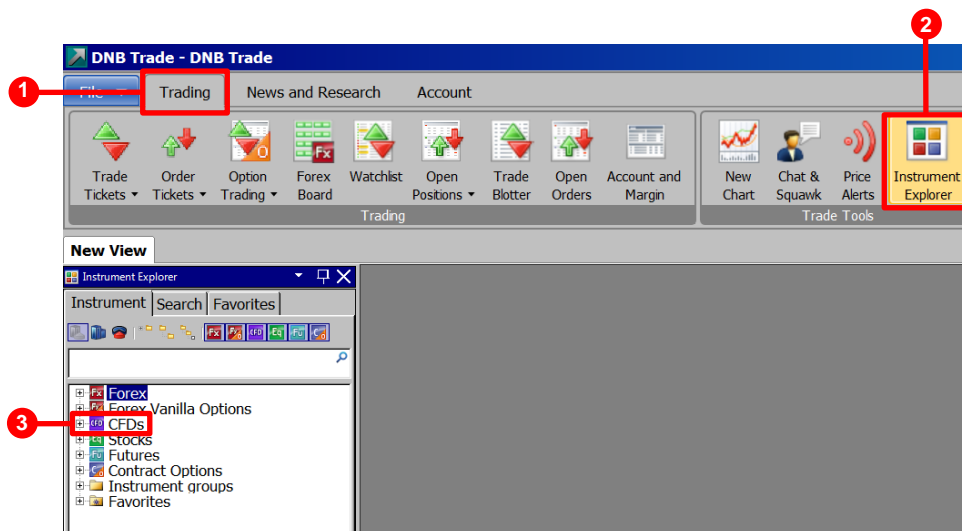
CFDs trading at www.dnbtrade.it

How to trade CFDs through DNB Trade platform

1. First, clear your screen by clicking **View > Add View**.

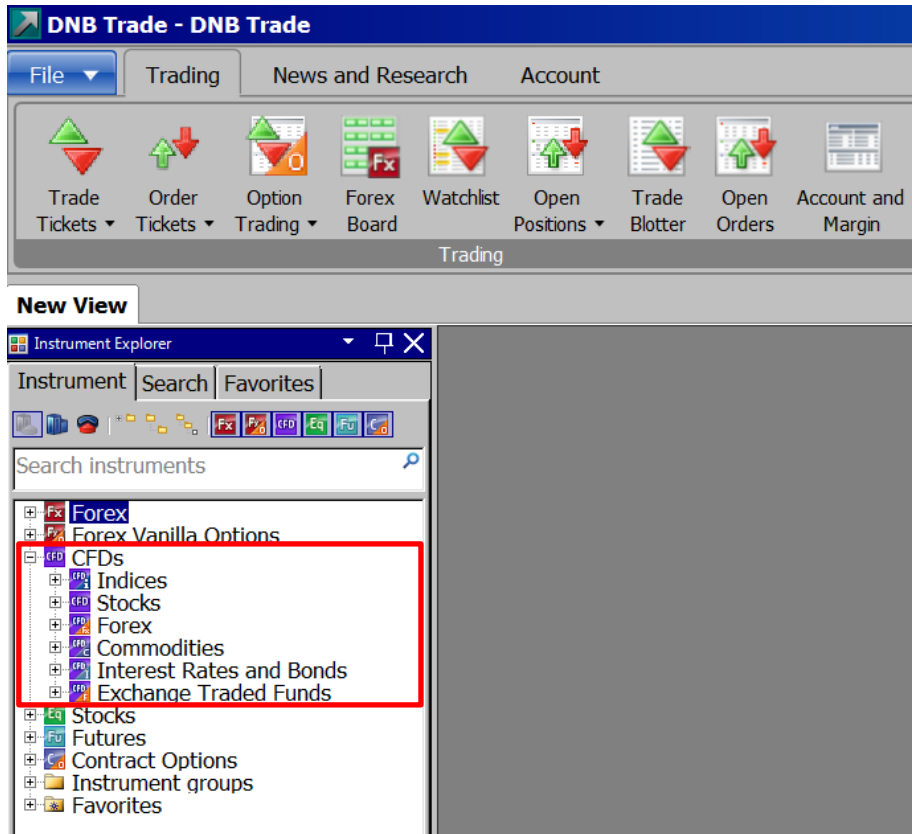


2. To view CFDs available to trade, select **Trading > Instrument Explorer** and drop down on **CFDs**.

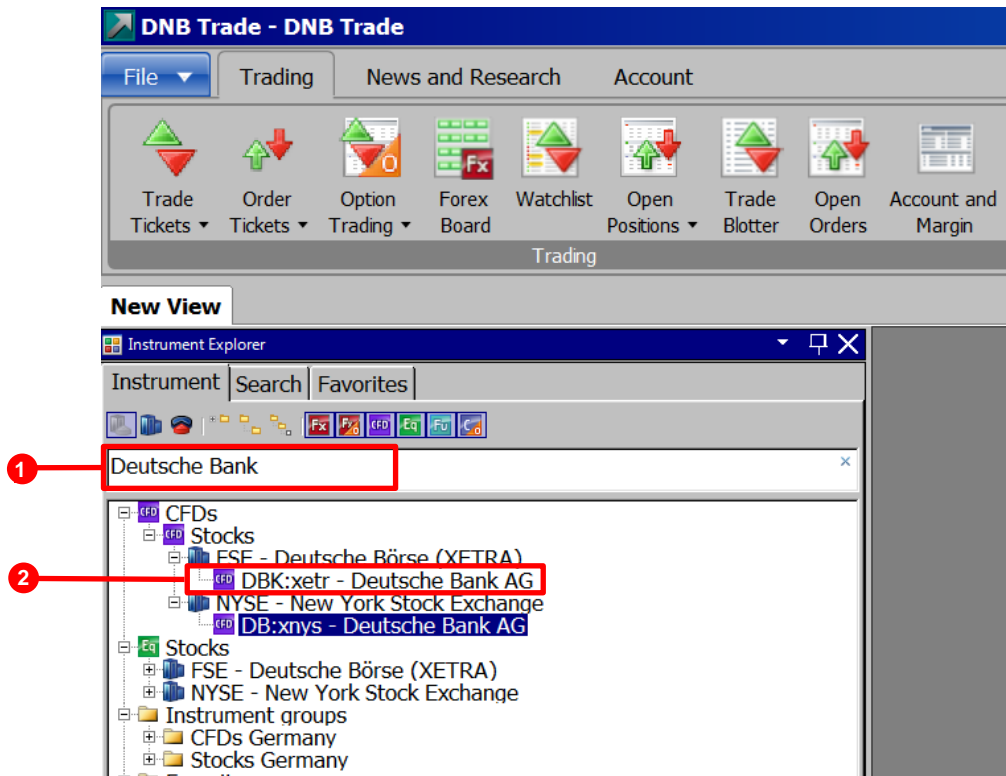


See more on next page

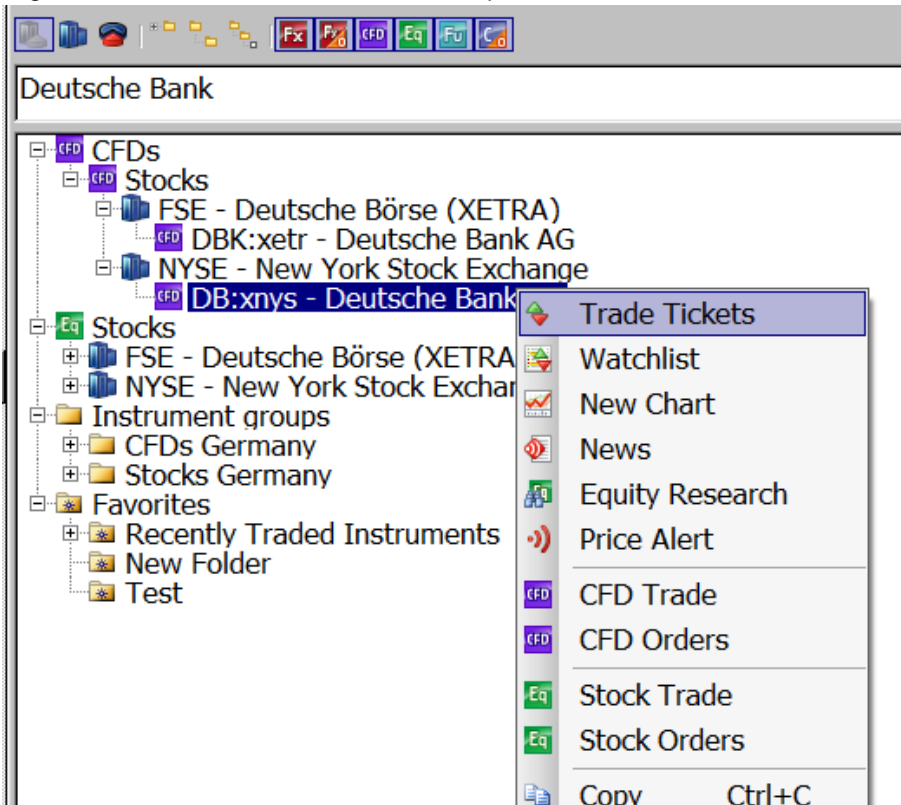
- Instruments listed here are readily available to trade.



- Alternatively, you may search for the instrument of your choice in the “Look for” field. For example, enter „Deutsche Bank“ or ticker „DBK“ into the field.



5. Right click on the instrument in order to open the **Trade Tickets**.



See more on next page

- Choose Trade for direct trading or Orders for creating new orders and add the Amount you wish to trade.

DIRECT TRADING

DB:xnys - CFD Trade

Instrument: **DB:xnys**
CFDs: Deutsche Bank AG

Trade Order Level 2

Quantity: 500

Bid USD 30,150 Ask USD 30,160

Open 'Related Orders' dialog after trade

Est. cost (USD): 12,00 / 12,00 Value date: 10-Li

Margin

Impact (buy):	1.367,60 EUR
Impact (sell):	1.372,06 EUR

Based on current market price.

Prices in the Demo are provided with a 15 min delay, so you must place orders in the Order tab of the trade ticket. Once you have a live account, you will be able to subscribe to live prices: Account > Manage Subscriptions.

CREATING ORDERS

DB:xnys - CFD Orders

Instrument: **DB:xnys**
CFDs: Deutsche Bank AG

Trade Order Level 2

Entry Order

Quantity: 500

Buy/Sell: Buy

Entry type: Limit

Price: 30,01

Duration: G.T.C.

Take Profit / Stop Loss

Limit: %

Stop: %

Est. cost if filled (USD): 12,00 Bid / Ask (USD):

Margin

Impact (buy): 1.367,71 EUR

Based on current market price.

Place Order(s)

See more on next page

7. Click on **Ask** in order to open a long position or click on **Bid** to sell.

BID
The market price at which you can sell the instrument.

ASK
The market price at which you can buy the instrument.

Bid EUR: 28,52000

Ask EUR: 28,52500

Open 'Related Orders' dialog after trade

Est. cost (EUR): 9,60 / 9,60 Value date: 10-Lie-

As you can see the two Windows above are green. The colour of the window represents:

Green colour – the prices you see are the exact prices you can buy or sell.

Yellow colour – the prices you see are indicative and you need to create an order: Trade Ticket > Order.

Purple colour – the prices you see are indicative because the market is currently closed or prices unreliable.

8. When your trade has been executed, you will see a Trade Confirmation, like the one below.

Trade and Order Confirmations

Trade confirmation
On 10-Lie-2015 at 11:10:40 (GMT)
Order executed to buy 500 DBK:xetr CFDs @ 28,54500 (share price).
You bought 500 DBK:xetr CFDs @ 28,54500acc. commission 14,27 EUR
Value date 10-Lie-2015
Total face value 14.272,50 EUR
Front office position id: 158642022
Account: 6566068

Order placed
On 10-Lie-2015 at 11:10:40 (GMT)
You placed order to buy 500 DBK:xetr CFDs @ market D.O. .
Front office order id: 59472333
Account: 6566068

Pop up every confirmation

Close Print

DISCLAIMER

The information provided in this guide is not and should not be construed as an advice of any kind, recommendation or other type of encouragement to invest or perform other actions. This material is produced for informational purposes only and the Bank and its affiliates assume no liability for the accuracy or completeness of the information provided herein and undertakes no obligation to update this information. Prior to concluding any financial instrument transaction or using other services in the Platform, the client should read Description of financial instruments and related risks, carefully consider personal financial situation and consult financial advisor(s) in order to understand the risks involved and ensure the suitability of relevant transaction or other actions.

This disclaimer is subject to the Bank' s full Disclaimer available at:
www.dnbtrade.it/en/disclaimer