

DNB Trade Academy

Futures:

Quick-start Guide Part 1 – Getting started

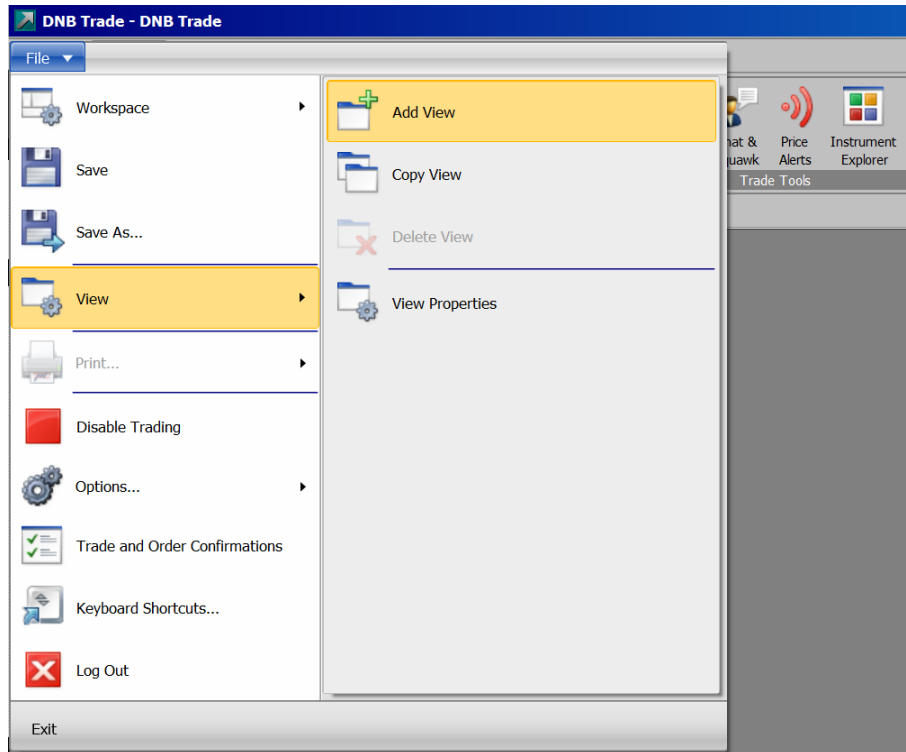
DNB

Fu

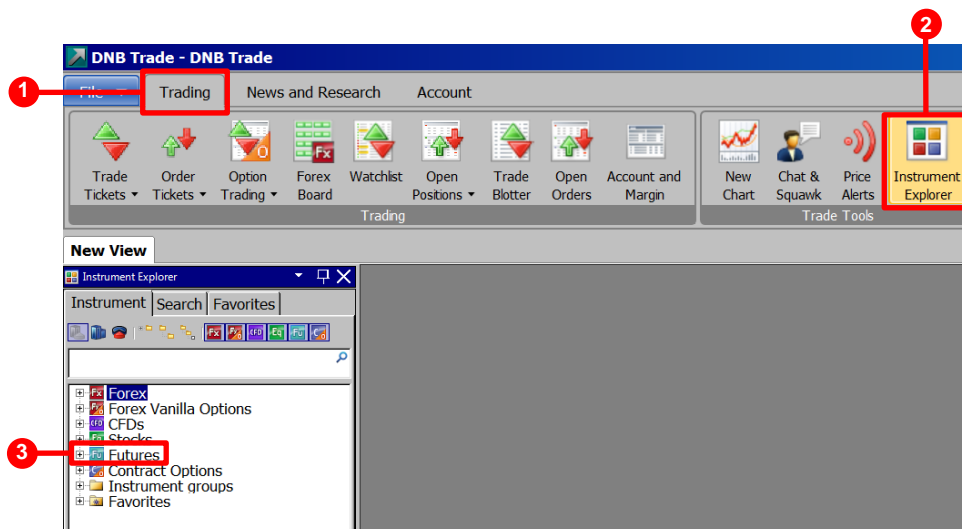
Futures trading at www.dnbtrade.it

How to trade futures through DNB Trade platform

1. First, clear your screen by clicking **View > Add View**.

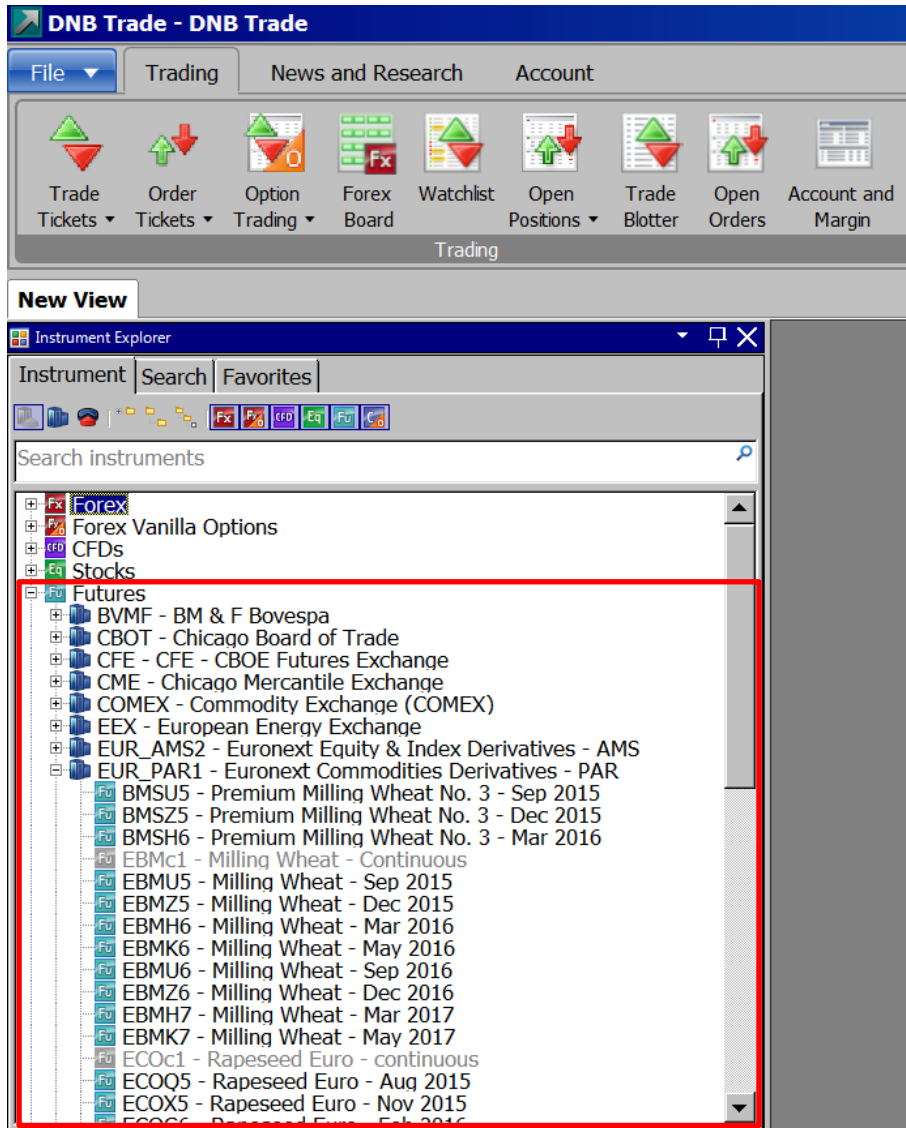


2. To view futures available to trade, select **Trading > Instrument Explorer** and drop down on **Futures**.



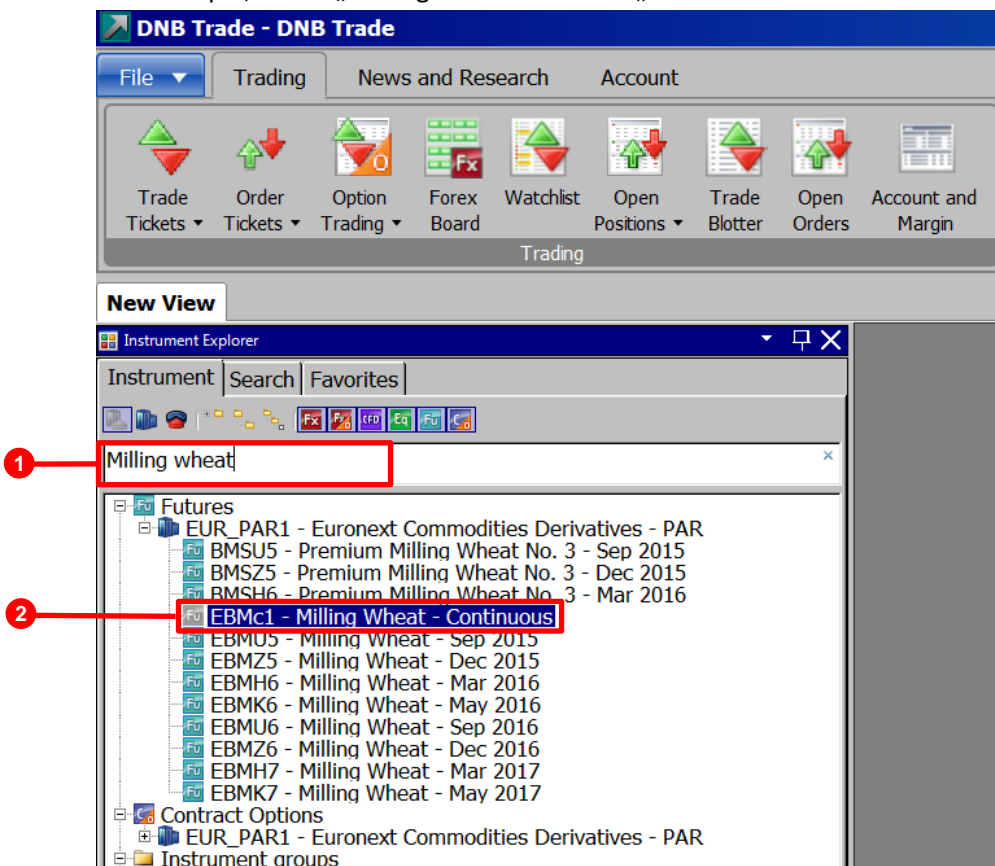
See more on next page

3. Instruments listed here are readily available to trade.

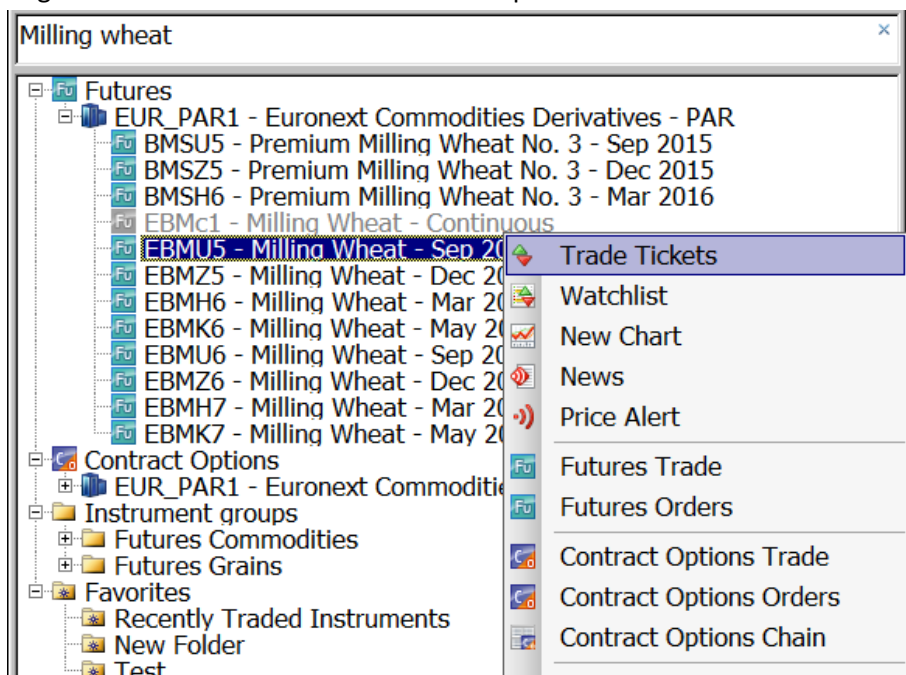


See more on next page

- Alternatively, you may search for the instrument of your choice in the “Look for” field. For example, enter „Milling wheat“ or ticker „EBM“ into the field.



- Right click on the instrument in order to open the **Trade Tickets**.



- Choose Trade for direct trading or Orders for creating new orders and add the Amount you wish to trade.

DIRECT TRADING

EBMU5 - Futures Trade

Instrument: **EBMU5**
Futures: Milling Wheat - Sep 2015

Trade Order Level 2

Lots: 5

Bid: 196,50 EUR Ask: 196,75 EUR

Info

Est. cost (EUR):	31,75 / 31,75
Nominal value (EUR):	49.125,00 / 49.187,50
Day high bid:	196,75
Day low ask:	195,25
Net position:	0
Initial margin (EUR):	3.500
Maint. margin (EUR):	3.500
Value date:	-
Expiry date:	10-Rgs-2015
Notice date:	10-Rgs-2015
Lot size:	50 Metric Tons

Margin

Impact (buy):	3.563,50 EUR
Impact (sell):	3.626,00 EUR

Based on current market price.

CREATING ORDERS

EURUSD - Forex Orders

Instrument: **EURUSD**
Forex: Euro/US Dollar

Trade Order Option

Entry Order

Amount: 100.000

Buy/Sell: Buy

Entry type: Limit

Price: 1,10820

Duration: G.T.C.

Take Profit / Stop Loss

Limit: %

Stop if Offered: %

Bid / Ask: 1,11358 / 1,11378

Margin

Place Order(s)

Prices in the Demo are provided with a 15 min delay, so you must place orders in the Order tab of the trade ticket. Once you have a live account, you will be able to subscribe to live prices: Account > Manage Subscriptions.

Physical delivery is not supported with DNB Trade.

If the expiry day is prior to the first notice day (FND) the contract will be closed on the expiry day.

If the FND is the same or prior to the expiry day the contract will be closed the weekday prior to the FND.

If futures positions are not closed before the relevant date, DNB Trade will close the position on your behalf at the first available opportunity at the prevailing market rate.

The Lot size of each contract is shown in the trade ticket.

Nominal value = Lots * Lot size * Price

For the above trade, the Nominal value = $5 * 50 * 196.75 = 49187.50$

7. Click on **Ask** in order to open a long position or click on **Bid** to sell. Please note that you must own the stock before you can sell it.



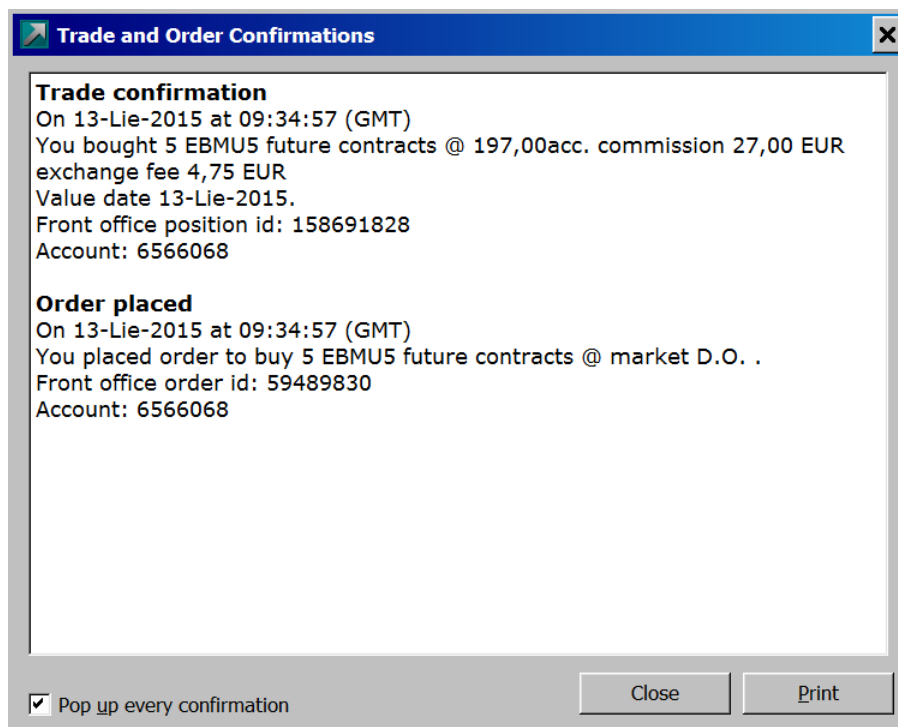
As you can see the two Windows above are yellow. The colour of the window represents:

Green colour – the prices you see are the exact prices you can buy or sell.

Yellow colour – the prices you see are indicative and you need to create an order: Trade Ticket > Order.

Purple colour – the prices you see are indicative because the market is currently closed or prices unreliable.

8. When your trade has been executed, you will see a Trade Confirmation, like the one below.



DISCLAIMER

The information provided in this guide is not and should not be construed as an advice of any kind, recommendation or other type of encouragement to invest or perform other actions. This material is produced for informational purposes only and the Bank and its affiliates assume no liability for the accuracy or completeness of the information provided herein and undertakes no obligation to update this information. Prior to concluding any financial instrument transaction or using other services in the Platform, the client should read Description of financial instruments and related risks, carefully consider personal financial situation and consult financial advisor(s) in order to understand the risks involved and ensure the suitability of relevant transaction or other actions.

This disclaimer is subject to the Bank' s full Disclaimer available at:
www.dntrade.lt/en/disclaimer